


























EFSF

WB

RX-78-2 GUNDAM





EFSF

WB

立ち止まらずに  
お読み下さい

立ち止まらずに  
お読み下さい  
Do Not Stop



立ち止まらずに  
お進み下さい  
Do Not Stop



















CSF  
IN SPACE FORGE



**ARMOR LOCK**  
CHECK BEFORE AND AFTER  
**CAUTION**  
1. ALL SCREWS & BUSHINGS  
MUST BE TIGHT  
2. DISCONNECT ANTENNA  
CABLE THRU PARTIALLY  
OPENED DOOR

**CAUTION**  
CLEAR ALL AREA BEFORE  
CLOSING THIS COUPE DOOR.

**CAUTION**  
SERIAL BEZEL FOR DOOR BEZEL  
INSTRUCTIONS  
SEE MAINTENANCE  
MANUAL



DISCONNECT ANTENNA  
CABLE THRU PARTIALLY  
OPENED DOOR

**ARMOR LOCK**  
CHECK BEFORE AND AFTER  
**CAUTION**  
1. ALL SCREWS & BUSHINGS  
MUST BE TIGHT  
2. DISCONNECT ANTENNA  
CABLE THRU PARTIALLY  
OPENED DOOR

**CAUTION**  
BLADES & PISTONS RECOIL  
WHEN POWER IS RESTORED.  
ATTRACT WITH NAIL OR METAL  
ROD & IMMEDIATELY REMOVE  
WHEN POWER IS RESTORED.  
NEVER TAKE HANDS NEAR.

**CAUTION**  
1. ALL SCREWS & BUSHINGS  
MUST BE TIGHT  
2. DISCONNECT ANTENNA  
CABLE THRU PARTIALLY  
OPENED DOOR  
CHECK BEFORE  
AND AFTER POWER



**EFSF**  
EARTH FEDERATION SPACE FORCE

ARMOR LOCK  
CAUTION

CAUTION

CAUTION

CAUTION

CAUTION

ARMOR LOCK  
CAUTION

WARNING











SCV-70  
WB

ARMOR LOCK  
FOR SAFETY AND SECURITY  
DO NOT REMOVE THIS LABEL

ARMOR LOCK  
FOR SAFETY AND SECURITY  
DO NOT REMOVE THIS LABEL

ARMOR LOCK  
CHECK BEFORE AND AFTER EACH  
CAUTION  
1. ALL SCREWS & NUTS  
MUST BE TIGHT  
& DISCONNECT ANTENNA  
CABLE WHEN PARTIALLY  
OPENED DOOR

FOR DOOR RELEASE  
INSTRUCTIONS  
SEE MAINTENANCE  
MANUAL

WARNING  
DO NOT TOUCH THE  
INTERNAL COMPONENTS  
WHEN THE DOOR IS  
OPENED

WARNING  
DO NOT TOUCH THE  
INTERNAL COMPONENTS  
WHEN THE DOOR IS  
OPENED

WARNING  
DO NOT TOUCH THE  
INTERNAL COMPONENTS  
WHEN THE DOOR IS  
OPENED

WARNING  
DO NOT TOUCH THE  
INTERNAL COMPONENTS  
WHEN THE DOOR IS  
OPENED

WARNING  
DO NOT TOUCH THE  
INTERNAL COMPONENTS  
WHEN THE DOOR IS  
OPENED













**EFSF**  
EARTH FEDERATION SPACE FORCE

CAUTION  
DO NOT TOUCH  
THIS AREA  
WHEN THE SUIT IS  
OPERATING

CAUTION  
DO NOT TOUCH  
THIS AREA  
WHEN THE SUIT IS  
OPERATING

WARNING  
DO NOT TOUCH  
THIS AREA  
WHEN THE SUIT IS  
OPERATING

CAUTION  
DO NOT TOUCH  
THIS AREA  
WHEN THE SUIT IS  
OPERATING



**ARMOR LOCK**  
CHECK BEFORE AND AFTER FIGHT

**CAUTION**

- 1. ALL SCREWS & BUSHINGS MUST BE RAISED
- 2. DISCONNECT AIRSWITCH CABLE WHEN PARTIALLY OPENED DOOR

FOR DOOR BEING  
INSTRUCTIONS  
SEE MAINTENANCE  
MANUAL

CAUTION  
DO NOT TOUCH  
INTERNAL PARTS

CAUTION  
DO NOT TOUCH  
INTERNAL PARTS



ARMOR LOCK  
CHECK STATUS AND AFTER REAR

**CAUTION**

- 1. ALL GUNNER & SUPPORT
- 2. IMPROPERLY ASSEMBLE
- 3. LABEL THIS PARTMENT
- 4. CHECK LOCK

IMPROPERLY ASSEMBLE  
CHECK THIS PARTMENT  
CHECK LOCK

ARMOR LOCK  
CHECK STATUS AND AFTER REAR

**CAUTION**

- 1. ALL GUNNER & SUPPORT
- 2. IMPROPERLY ASSEMBLE
- 3. LABEL THIS PARTMENT
- 4. CHECK LOCK


IMPROPERLY ASSEMBLE  
CHECK THIS PARTMENT  
CHECK LOCK

**CAUTION**

- 1. ALL GUNNER & SUPPORT
- 2. IMPROPERLY ASSEMBLE
- 3. LABEL THIS PARTMENT
- 4. CHECK LOCK



**CAUTION**

- 1. ALL GUNNER & SUPPORT
- 2. IMPROPERLY ASSEMBLE
- 3. LABEL THIS PARTMENT
- 4. CHECK LOCK

ARMOR LOCK   
CHECK BEFORE AND AFTER FIGHT

- CAUTION**
1. ALL SCREWS & BUSHINGS MUST BE BASED
  2. DISCONNECT ANTENNA CABLE THRU PARTIALLY OPENED DOOR

CT ANTENNA  
RU PARTIALLY  
DOOR





WARNING  
REAR  
LIFT

ONCE BROKE  
AND USE ADJUST

**DANGER**

**CAUTION**

ARMOR







CAUTION  
DO NOT  
REACH INTO  
MACHINE  
WHILE  
OPERATING

CAUTION  
DO NOT  
REACH INTO  
MACHINE  
WHILE  
OPERATING

WARNING  
DO NOT  
REACH INTO  
MACHINE  
WHILE  
OPERATING

WARNING  
DO NOT  
REACH INTO  
MACHINE  
WHILE  
OPERATING







MANUAL  
RELEASE

MANUAL  
RELEASE

CAUTION  
GLASS & OTHER DEBRIS  
MAY FLY OR BE EJECTED  
ATTACH WITH CARE  
NOTES & MANUALS WORKS  
WITH WINDS & REAR  
WINDS ARE 24-13 2017

MANUAL  
RELEASE

MANUAL  
RELEASE









CRITICAL BOLT  
TORQUE SEE  
MAINTENANCE MANUAL




CRITICAL BOLT  
TORQUE SEE  
MAINTENANCE MANUAL

**CAUTION**

32-5537 4 FITTING REQUIRED  
WHEN PYLON IS INSTALLED.  
ATTACH WITH NAS 1304-17W  
BOLTS & AN960-416 WASHERS.  
WHEN FITTING IS REMOVED  
INSTALL NAS 584-13 BOLTS.



**DANGER**  
FAST MOVING DOOR













CAUTION  
DO NOT TOUCH  
THIS AREA  
UNLESS  
INSTRUCTED  
BY A  
NASA  
TECHNICIAN

CAUTION  
DO NOT TOUCH  
THIS AREA  
UNLESS  
INSTRUCTED  
BY A  
NASA  
TECHNICIAN

CAUTION  
DO NOT TOUCH  
THIS AREA  
UNLESS  
INSTRUCTED  
BY A  
NASA  
TECHNICIAN

CAUTION  
DO NOT TOUCH  
THIS AREA  
UNLESS  
INSTRUCTED  
BY A  
NASA  
TECHNICIAN


































**EFSF**  
EARTH FEDERATION SPACE FORCE

SCV-70 WHITE BASE  
**WB**















